

Statement of Accounts



PIRATE
PARTY UK

2013

About the Pirate Party

The Pirate Party UK is a democratic political party built on grassroots support and the work of volunteers. We stand for Digital Rights, Civil Liberties, evidence based policy and a politics fit for the 21st Century. We want a Britain where all can be part of our shared culture and economy.

We are working to make the Pirate Party a real alternative and a positive force in British politics. We aren't a single issue party, we don't want to be the protest vote, we advocate for real solutions to real problems.

Policy

Our national manifesto covers a huge range of issues from the NHS to Libraries and Copyright Reform to Defence. We know that our principles and ideas can be applied to all areas of policy and that we would all be better off if they were.

More than 3,000 people got involved when we put together our first full manifesto and we hope that even more will help us improve it and build upon that foundation.

Candidates

We stand candidates wherever we can to make sure that people get the chance to vote Pirate, candidates who believe in what they stand for and work in their communities. We don't need to be elected to make a difference, we just need to make an effort.

We continued to develop the candidate pool, notably opening up the process to appoint candidates for the European Elections in 2014.

Table of Contents

About the Pirate Party	1
Policy	1
Candidates	1
Political Activities	4
Elections	4
Membership	5
Membership Totals	5
Conference	6
Fundraising	6
Advocacy	6
Financial Overview	7
Income & Expenditure	7
Transparency	8
Administrative Information	9
Declarations	9
Staff	10
Accounting Units & Branches	10
Income & Expenditure	11
Income	11
Donations	11
Expenditure	12
Income vs Expenditure	13
Expenditure, Income & Surplus Visualisation	13
Assets	14
Purchases & Acquisitions	14
Purchase Detail	14
Assets & Liabilities	15
Assets	15
Fixed Assets	15
Current Assets	15
Debtors	15

Table of Contents

Total Assets	16
Liabilities	16
Creditors	16
Total Liabilities	16
Net Assets	16
Additional Financial Transparency	17
Reimbursements	17
Expenditure by Supplier	18
Donation Overview	18
Income & Expenditure Visualisation	20
Expenditure (Proportional to 2011 and 2012)	20
Income (Proportional to 2011)	20
Spending by Department	21
Membership Gains & Losses	22
Banking Details	22
Supporting Data	23
Document Information	24
Acknowledgements	24
Current Version	24
Pirate Party UK	25
Media Information	25

Political Activities



Mass surveillance was the controversial political hot issue through 2013 with the Snowden revelations. We hosted a demonstration in Manchester, a talk on the issue, wrote many articles and Loz Kaye appeared multiple times in the media, including live on international television as Snowden travelled to Moscow.

We continued to grow our media and social media profile with our candidates and spokespeople appearing widely in print, online, in debates and events such as the Rethinking the Internet conference in Venice and being invited to speak at the London School of Economics.

We continued to grow our local presence by building on our branch structures notably in Manchester and York, with regular, well attended meet-ups now established in Manchester. This has created the springboard for local campaigning.

None of these things could happen without the patient work of our activists, and funds to support it. Yes, it turns out that it costs money to defend free culture and a free Internet.

Elections

2013 was mid cycle in terms of national and local elections, so this was always going to be a quieter one in terms of opportunities for election related fundraising. However local by-elections arose for us, including 2 in a key area of Manchester within quick succession at the end of 2013. Critically this used activist and volunteer time at the least opportune moment, in the lead up to our Party conference which was also held in Manchester.

Once again we held on to a core vote and beat established parties such the Liberal Democrats, TUSC and the BNP for the first time, also coming just 3 votes short of the Conservatives. The December by-election in Ancoats and Clayton saw the highest ever activist participation in local elections, and the highest level of voter contact. Sadly this was offset by a poor result in Liberton and Gilmerton in Edinburgh.

Membership



We have seen a drop in membership numbers in 2013. This has been largely self-inflicted. With the resignation of our party treasurer in the initial part of the year membership contact and renewal was not properly managed and fell short of what we had built up. This left us losing members in the early to mid part of 2013 and failing to contact non renewing members.

As of October 2013 we have addressed the contact and renewal reminder issues and membership is again growing at a healthy rate.

Additionally the delivery of our new web platform means that the treasury team now has many more tools to easily manage membership and membership tasks now require far less work.

Membership Totals

	2013	2012	2011	2010
Number of Members	557	748	224 ¹	457

¹ The number of members at the end of 2011 was 258, but reported to the EC as 224 due to a counting error.

Conference

PirateCon2013 in Manchester was a great event, hosting stimulating issue discussions, reinvigorating supporters and welcoming guests from outside the UK. We also conducted our first International Conference in Manchester. We also had a wonderful venue in which we had three days of great discussion and debate. We are looking forward to another good conference for 2014 in which this year we will be asking for branches to offer bids. The aim currently is to continue to reduce the per-day cost of running our conference.

Fundraising

2013 has not brought the fundraising opportunities we had hoped for, partly due to uncertainties within the treasury team and partly because we have been focused on preparing the fundamentals and delivering our new web platform. Our donation figures show that only £3,007.00 was raised in cash donations and £2091.55 via notional donations.

In 2014 we will be using crowd-funding projects to fund candidates in the European Parliament elections and other operations. At £5000.00 just for the deposit, EU campaigns don't come cheap!

Advocacy

2013 again saw a large amount of advocacy by party members, officers and spokespeople, with our positions being discussed at events and in the media, notably on international issues like mass surveillance and transparency. The party has been invited to discuss issues with a large range of organisations at public conferences and in meetings. We have presented our arguments to members of organisations ranging from other local political parties within the UK to universities in other parts of Europe.

We hope to continue to expand this in 2014 during the European Elections and then in the build up to the 2015 General Election.

Financial Overview

We have seen a fall off in growth in terms of income, but have used our store of funds effectively to deliver our intended improvements, including our new web presence. Our IT costs are significantly higher this year in part due to development costs, costs that will be reduced when the platform is deployed in April 2014

There is work to be done in 2014 to continue to increase the amount spent on active campaigning, both as a proportion of our spending and in absolute terms, as well as increasing the attendance of our conferences and returns from events. However we want to maintain the balance between delivering a good event and making it cheap and easy for people to attend.

Shawn Daley resigned as party treasurer shortly after taking post in March 2013, these accounts were prepared by the current Party treasurer Sam Clark, who stood in as Financial Officer before being elected as treasurer in December 2013.

Income & Expenditure

The Pirate Party's total income in 2013 was **£9,892.54**. A significant reduction compared to our 2012 income of **£28,498.82**. This has been due to a decrease in both donations and membership numbers. This reduction is in part due to the inward focus this year and the issues mentioned above and whilst worse than we had hoped, is still a better than 2011 and should be remedied in 2014.

Our Expenditure in 2013 was **£14,019.09**, down by over £5000.00 from 2012 when we spent **£19,059.52**. Expenditure is higher than we had anticipated given the cost of two unexpected by-elections at the end of 2013. This marks a continuation of our levels of spending and we are working to increase our income so that, in turn, we can increase campaign spending further. We are operating within our means, although we have used some of the money we had set aside for elections, to fight unexpected elections. We will be aiming to spend as much as we can in 2014 on EU elections, but hope to also raise significantly more to support those elections and the General election in 2015.

Financial Overview

For 2013 as a whole, we had a deficit of **£4,126.55** which means we had to make use of some of the **£16,678.62** cash reserves we had set aside in 2012. At the end of 2012 we retained cash reserves of **£12,157.34**, much of which is earmarked for our 2014 European Parliamentary Election bid.

Transparency

The party has stated that transparency in political funding requires more than simply adhering to the minimums required by law, as such we have included a transparency report in this set of accounts. We hope that this will ensure that our financial situation, including what we are spending money on and where we are receiving funding from is easily understandable and that we are as transparent as possible. Our aim is to be more transparent than our peers, whether they are other UK parties, or other members of the Pirate movement.

Administrative Information

The Pirate Party UK's operational direction is provided by its National Executive Committee which consists of 5 voting members and a number of additional officers who act as deputies and departments heads, including for Press, IT, Campaigning and International coordination. The Pirate Party also has a 12 member board responsible for maintaining the party constitution.

The Party is registered at:


**26 Cleveland Street
Upperthorpe
Sheffield
South Yorkshire
S6 3JB**

For the purposes of the Political Parties Elections Referendums Act 2000, the responsible officers are:

Position	Officer
Party Leader	Laurence Kaye
Party Secretary	Ed Geraghty
Treasurer	Sam Clark
Nominations Officer	Jason Winstanley
Campaigns Officer	Andy Halsall


Declarations

The Pirate Party National Executive Committee has approved this statement of accounts and can confirm that the information provided is true and accurate to the best of our belief.




Andy Halsall

Campaigns Officer



Sam Clark

Treasurer



Loz Kaye

Party Leader

Staff

The Pirate Party UK does not have any paid staff, it is run entirely by volunteers and members who offer their time when needed.

Accounting Units & Branches

The Pirate Party UK has no separate accounting units, however in 2013 some formal branches were formed, although members meet in many towns and cities around the UK on a regular basis and the party carries out campaigning activities regularly in a number of cities, including Manchester, Sheffield, York, Edinburgh, Glasgow and London.

The accounting for branches is done by the branches themselves and they are required to report all finances to the treasury team on a monthly basis.

Income & Expenditure

All income and expenditure by category.

Income

	2013	2012	2011 ²
Membership Fees	£2,714.00	£6,519.00	£2,136.00
Cash Donations	£3,007.14	£17,172.99	£765.00
Notional Donations	£3,142.00	£3,328.23	£691.67
Events ³	£950.65	£1,217.19	-
Interest received ⁴	£5.36	£1.05	£2.86
Merchandise sales ⁵	£72.84	£191.06	-
Other	£0.00	£69.30	£401.53
Total	£9,892.54	£28,498.82	£3,997.06

Donations

	2013	2012	2011
Cash Donations	£3,007.14	£17,172.99	£765.00
Notional Donations	£3,142.55	£3,328.23	£691.67
Total Donations	£6,149.69	£20,501.22	£1,456.67

During the year the Party had no donations (£0) that were reportable to the Electoral Commission. The total donation figure above (£6,149.69) is greater than this because of donations received that were below the PPERA reporting threshold.

² The Pirate Party 2011 Accounts were rebuilt and lacked some detail that makes it impossible to accurately categorise each expenditure.

³ The party hosted two conferences in 2012, it hosted a multi-day conference as well as other smaller events in Manchester in the course of 2013.

⁴ Interest received on [REDACTED] accounts.

⁵ This includes direct merchandise sales and income from merchandise sales via Spreadshirt.

Expenditure

	2013	2012	2011 ⁶
Accommodation	£400.00	£420.00	-
Administration	£301.13	£152.48	£47.24
Asset Purchases	£338.97	£1,036.64	-
Campaigning	£2,272.46	£4,974.57	£2,493.50
Events	£5,324.15	£4,730.00	-
Electoral Commission Fees	£25.00	£50.00	£25.00
Cash Processing	£237.17	£1,126.61	-
IT Services	£2,823.71	£1,313.38	-
Legal Fees	-	£1,440.00	-
Merchandise Purchases	-	£845.52	-
Telephony	£110.78	£93.18	-
Travel	£1,778.23	£2,818.14	-
<i>Notional Expenditure⁷</i>	-	-	£691.67
Other	£407.49	£59.00	£472.72
Total	£14,019.09	£19,059.52	£3,730.13

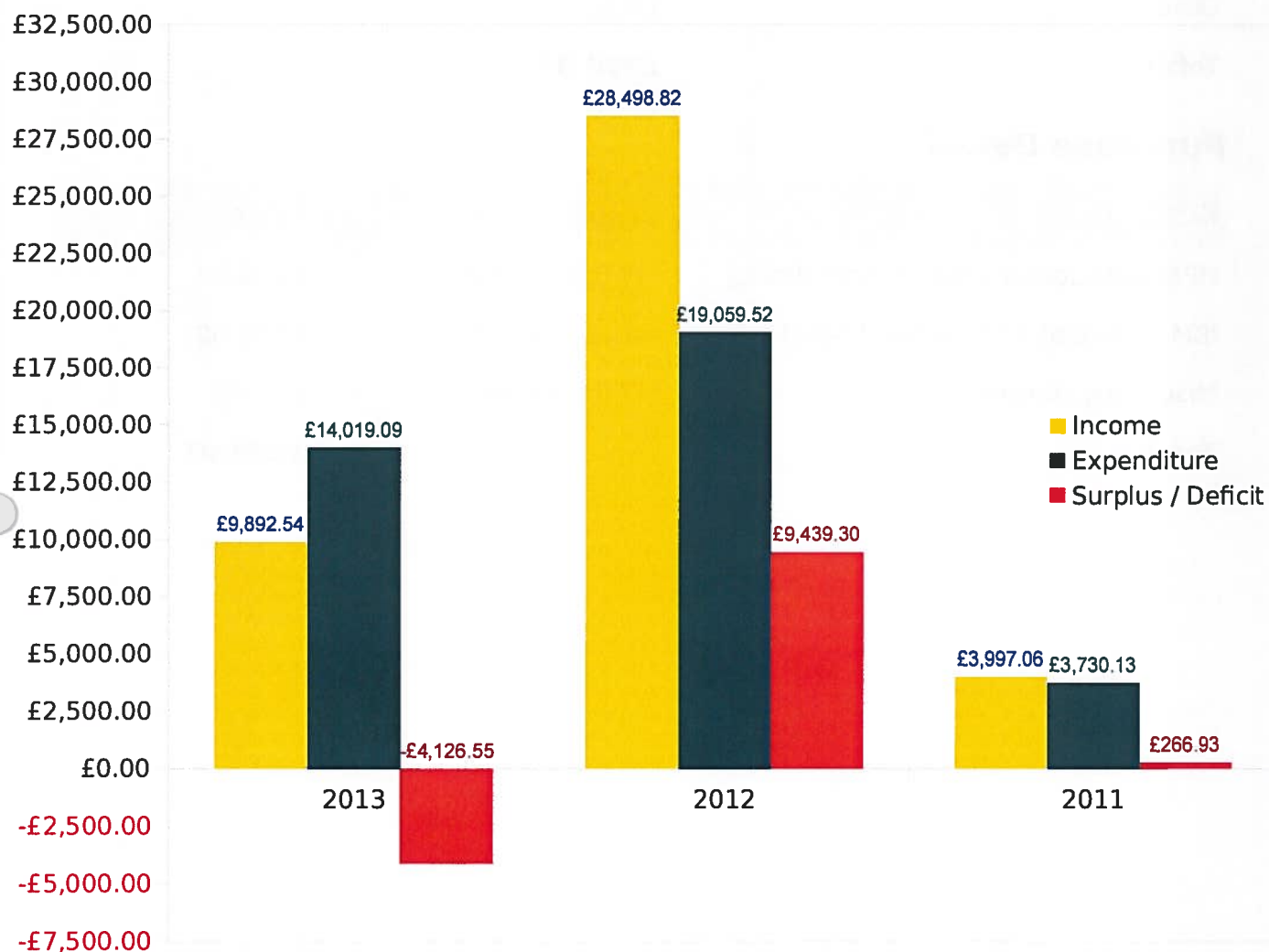
6 The Pirate Party 2011 Accounts were rebuilt in 2011 and lacked some detail making it impossible to properly categorise each item.

7 Notional expenditure is not included. Where a service has been provided on a notional basis, a donation has been recorded and the expenditure has been recorded in the appropriate category as per EC guidance.

Income vs Expenditure

	2013	2012	2011
Income	£9,892.54	£28,498.82	£3,997.06
Expenditure	£14,019.09	£19,059.52	£3,730.13
Surplus / Deficit	-£4,126.55	£9,439.30	£266.93

Expenditure, Income & Surplus Visualisation



Assets

Purchases & Acquisitions

The Party acquired 1 Printer and 3 Laptops for use in campaigns and day to day party activities. All items were obtained second hand to minimise costs. No assets were sold in 2013.

Type	Purchase Price
AV Equipment	£0.00
IT Equipment	£338.97
Other	£0.00
Total	£338.97

Purchase Detail

Item	Type	Price
HP4600N Colour Laser Printer (Used)	IT Equipment	£109.99
IBM Thinkpad X61 Laptop (Used) x 3	IT Equipment	£198.00
Misc IT Equipment	IT Equipment	£30.98
Total		£338.97

Assets & Liabilities

Assets

Fixed Assets

Type	Purchase Cost
AV Equipment	£555.00
IT Equipment	£734.98
Other	£26.66
Total	£1,316.64

Current Assets

Account	Balance
Current Account (■■■■)	£66.60
Reserve Account (■■■■)	£11,177.47
Deposit Account (■■■■)	£37.00
Online Payment Account (■■■■)	£876.27
Merchandise Account (Spreadshirt)	£300.92
Cash	£0.00
Other	-
Total	£12,458.26

Debtors⁸

Type	Amount Outstanding
Unpaid Fees	£15.00
Undelivered Services	£1,099.18
Total	£1,114.18

⁸ None of the outstanding debts are in dispute.

Assets & Liabilities

Total Assets

Type	Amount Outstanding
Fixed Assets	£1,316.64
Current Assets	£12,458.26
Debtors	£1,114.18
Total	£14,889.08

Liabilities

Creditors

Type	Purchase Cost
Outstanding Invoices	£0.00
Total	£0.00

Total Liabilities

Type	Amount Outstanding
Loans and other Borrowing	£0.00
Creditors	£0.00
Total	£0.00

Net Assets

Type	Amount
Assets (All)	£14,889.08
Liabilities (All)	£0.00
Total	£14,889.08

Additional Financial Transparency

The document up until now should include all the information we are legally required to report to the Electoral commission (in addition to the books that are kept by the party, but not usually made public) and all the information that would normally be available about a party's financial state unless it is also incorporated in some other way and is required to report separately.

The following sections are intended to provide more detailed summary of information to our members and the public.

Reimbursements

If a party officer, spokesperson or candidate is required to travel on official party business, or is asked to purchase a service or item for the party they are reimbursed unless they would prefer not to be (in which case the expenditure would be counted and a notional donation logged).

The following is an outline of the reimbursements made by the party to individuals acting on behalf of the party, the total amount was **£1,512.69**.

Individual (Department)	Amount
Andy Halsall (Campaigns)	£908.12
Ed Geraghty (Secretariat)	£51.00
Sam Clark (Treasury)	£157.70
Jack Allnutt (Campaigns)	£6.70
Loz Kaye (Leader)	£191.39
Phil Cooke (Nominations)	£98.19
Steve Wilson (IT Team)	£99.59

Due to a policy change [REDACTED] the party no longer holds a debit card with its [REDACTED] account, this will be dealt with in 2014 by moving banks. As such, some IT services were paid for via officers. However we have managed to significantly reduce the amount of reimbursements from the party, and wish to continue this in 2014 to maintain central spending rather than relying on reimbursements.

Expenditure by Supplier

When we choose suppliers for a service or product we balance the quality of service against cost, as well as taking into account ethical considerations as per our manifesto principles. We have also set a requirement to get no less than three quotes before making a purchase and try to use UK suppliers where possible.

The following is a breakdown of our expenditure by supplier where services were delivered. At no time have we purchased service or products from a supplier where the purchasing officer has had a personal interest in the organisation providing the product or service.

Supplier	Amount Spent
Andrews & Arnold (Telephony)	£110.78
DG Office Supplies (Toner & stationery)	£300.77
National Rail Companies (Travel)	£1,191.43
Open Rights Group (Events)	£50.00
Royal Mail (Postage)	£242.36
Paypal (Payment processing)	£242.10
Rackspace (Web hosting)	£736.12
Manchester Quaker Meeting (Events)	£45.00
MOSI (Events)	£4,800.00
Tagadab (Web hosting)	£1,975.63
Visual Print (Printing)	£680.00
Total spent with named suppliers	£10,374.19

Donation Overview

We received a total of **£3,007.14** in cash donations and **£3,142.55** in notional donations in 2013, that's **£6,149.69** across approximately 300 distinct donations. The largest individual donation received was for **£1,204.75** and the smallest for **£1**. This list does not include donations which were returned to the donor.

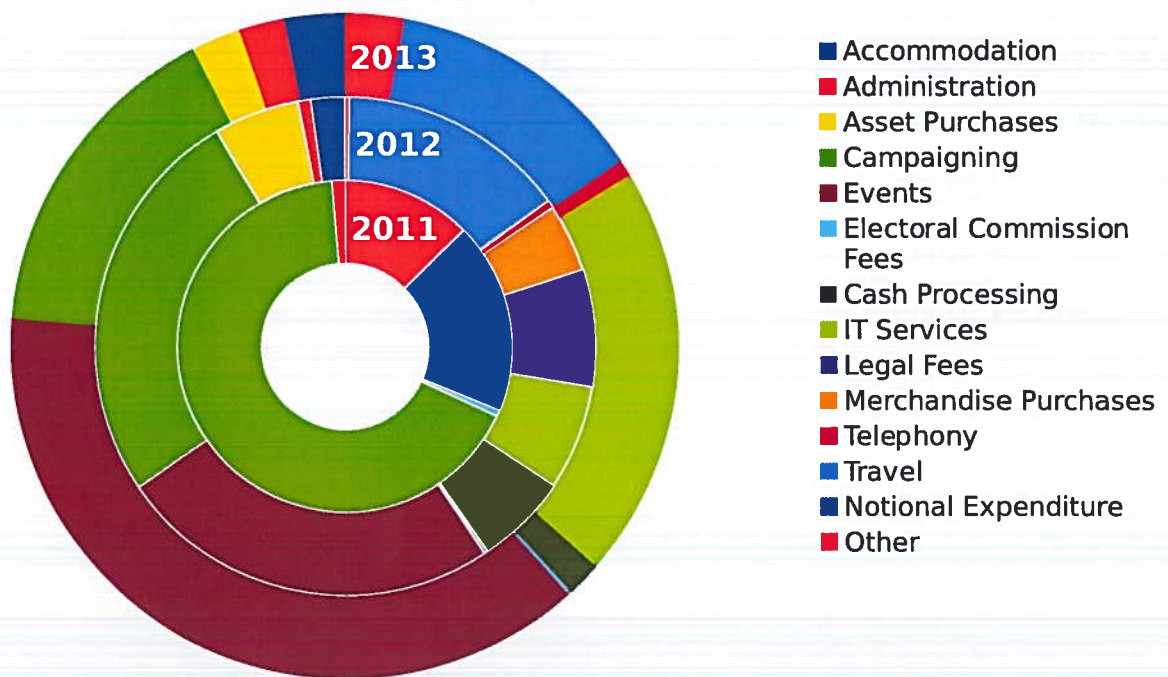
Additional Financial Transparency

These donations break down as follows (aggregated by donor where possible)

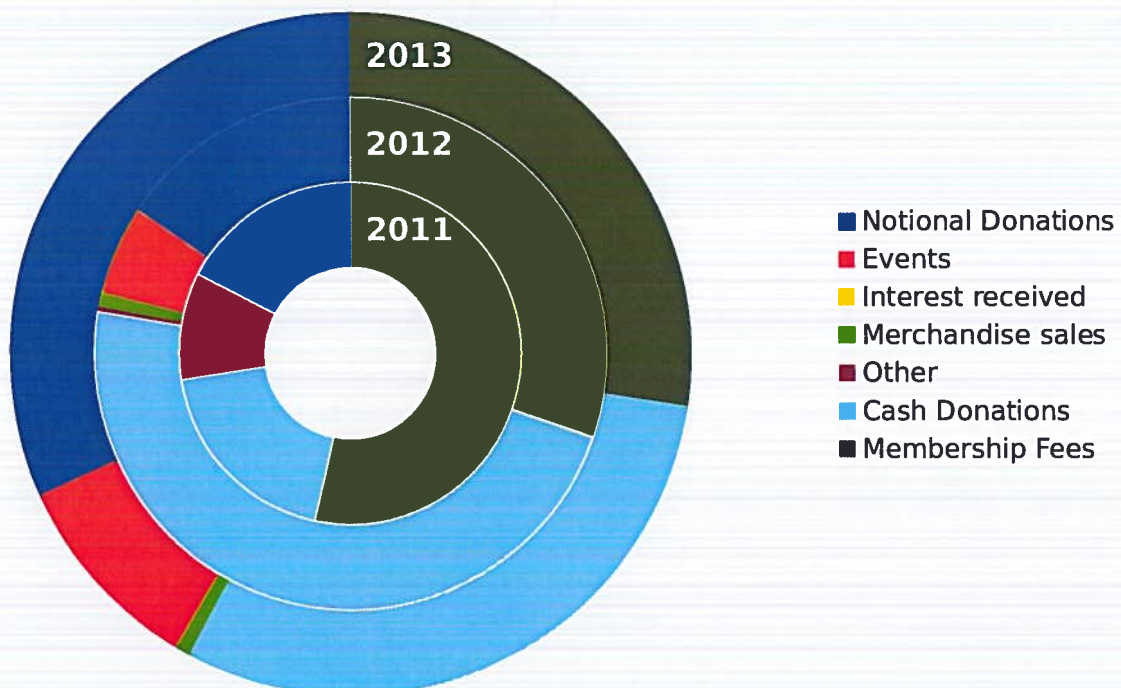
Donation amount	Number of donations
£0.00 to £5.00	160
£5.01 to £10.00	87
£10.01 to £20.00	9
£20.01 to £50.00	33
£50.01 to £100.00	3
£100.01 to £500.00	1
£500.01 to £1000.00	2
£1000.01 to £5000.00	1

Income & Expenditure Visualisation

Expenditure (Proportional to 2011 and 2012)



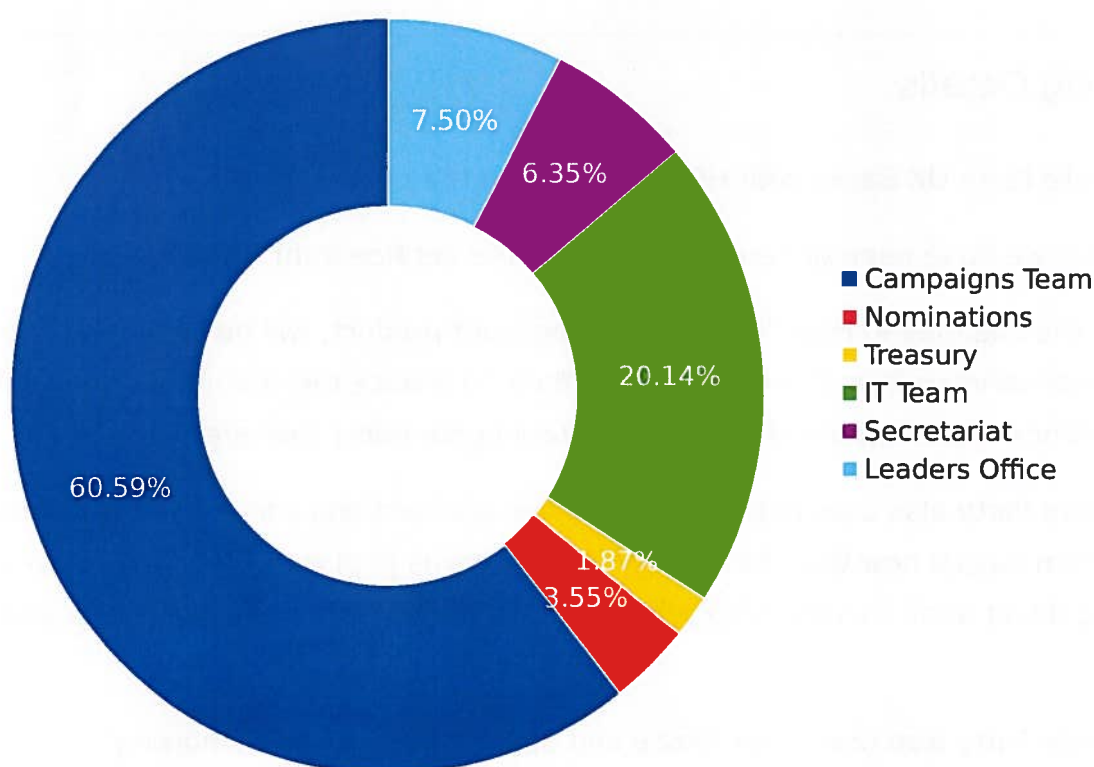
Income (Proportional to 2011 and 2012)



Spending by Department

Spending can be roughly broken down by department in addition to category. The following indicates which area is responsible for spending (note that they will not always pay for nor request the spending directly). This is intended to help members and the public understand the budgets that will be delivered in 2014.

Department	Expenditure (est)
Campaigns	£8,494.62
Nominations	£497.49
Treasury	£262.17
IT Team	£2,823.71
Secretariat	£890.10
Leaders Office	£1,051.00



Membership Gains & Losses

Membership decreased from 748 at the end of December 2012 to 557 at the end of December 2013. We saw an increase in membership applications based on media reporting and activity in both the first months of 2013 and the last, but we have failed to build on the work done in 2012 on ensuring that members were easily able to renew their membership.

Tracking of membership gains and losses was also not maintained properly between February and October 2013 resulting in a loss of management information. Our new membership management system will prevent the loss of join/leave information in future.

The Party hit a low point in May 2013 in which we lost over 150 members without contacting them about renewals. This issue has been addressed but indicates the importance of ensuring that our treasury team is well led and manages its responsibilities effectively.

Banking Details

The Pirate Party UK Banks with [REDACTED] In the UK.

This year we have been generally happy with the service from [REDACTED]

Due to the changes to [REDACTED] account product, will be looking at some additional services from the [REDACTED] to reduce the cost of our financial transactions and to reduce the number of reimbursements that are required.

The Pirate Party also uses [REDACTED] for online transactions and is looking to move away from [REDACTED] now that the 'New Web Platform' is in place. The party is already trialling direct debit membership payments and the use of crypto-currencies such as bitcoin.



The Pirate Party also uses both Zazzle and Spreadshirt for merchandising.

Supporting Data

 The data to support this document can be requested by emailing 

If you have any questions about these accounts, you can contact

 for finance related questions,

 for campaigning related questions or send a letter to our registered address. You can also call 

All contact and other information was correct at the time of publishing.

Document Information

Acknowledgements

Thanks all those who were involved in the creation of these accounts.

Special thanks goes to the following for their help, support and oversight.

Andy Halsall
Loz Kaye
Sam Clark

Board Finance Oversight Committee

Stephen Ogden
Liam Dolman
Craig Garsed

Current Version

Version 1.0

Pirate Party UK

The Pirate Party UK is a political party registered at 26 Cleveland Street, Upperthorpe, Sheffield, S6 3JB, United Kingdom.

Produced by Sam Clark, intended for digital and print distribution.

Media Information

Find a digital copy of this document at:
https://www.pirateparty.org.uk/media/uploads/SOA_Public_2013.pdf