

**The Green Party of England
and Wales**

Report and Financial Statements

Year ended 31 December 2014

The Green Party of England and Wales
Financial statements for the year ended 31 December 2014

Contents

	Page
Administrative information	2
Report of the Party officers	5
Statement of Registered Treasurer's responsibilities	7
Independent Auditor's Report	8
Income and expenditure account	10
Balance Sheet	11
Cash Flow Statement	12
Notes to the accounts	13

The Green Party of England and Wales
Administrative information for the year ended 31 December 2014

Party officers (registered officers under PPERA*)


Leader	Natalie Bennett
Registered Treasurer	Richard Mallender
Nominating officer	Chris Rose

* Political Parties, Elections and Referendums Act 2000

Party Headquarters

Unit 104
56-64 Leonard Street
London
EC2A 4LT

Banks



Auditors

MHA MacIntyre Hudson



Executive

The Party's Executive is responsible for the day to day running of the Party. It is elected annually in the Autumn, with each elected member being responsible for a specific area of the Party's operations. The members of the Executive as at 31 December 2014 were:

Leader	Natalie Bennett
Deputy Leaders	Shahrar Ali and Amelia Womack
Party Chair & Registered Treasurer	Richard Mallender

/Continued ...

The Green Party of England and Wales
Administrative information for the year ended 31 December 2014

Executive (continued)

Campaigns Co-ordinator	Howard Thorp
Elections Co-ordinator	Judy Macieowska (appointed September 2014)
Equality & Diversity Co-ordinators	Shan Oakes Jack McGlen
External Communications Co-ordinator	Penny Kemp (job share) Claire Phipps and Matt Hawkins (appointed September 2014)
Finance Co-ordinator	Michael Coffey (resigned October 2014) Philip Igoe (co-opted January 2015)
Internal Communications Co-ordinator	Peter Barnett
International Co-ordinator	Derek Wall
Local Party Support	Emily Blyth
Management Co-ordinator	Mark Cridge
Policy Development Co-ordinator	Sam Riches
Publications Co-ordinator	Emartin Collins (appointed September 2014)
Wales Green Party Leader	Pippa Bartolotti
Young Greens Co-Chairs	Siobhan MacMahon Clifford Fleming

Other Committees

In addition to the Executive the following committees operate within the Party, with the terms of reference for each being contained within the Party's constitution. The chairs/convenors of the respective committees at 31 December 2014 were:

Regional Council	Mike Shone Freda Davis
Policy Committee	Sam Riches
Campaigns Committee	Howard Thorp
Green World Editorial Board	Laura Burley
Disputes Resolution Committee	Ben Sweeney
Conferences Committee	Ricky Knight
Standing Orders Committee	Doug Rouxel

The Green Party of England and Wales
Administrative information for the year ended 31 December 2014

Elected representatives

Member of Parliament

Caroline Lucas

European Parliament

Jean Lambert
Keith Taylor
Molly Scott Cato

London Assembly

Jenny Jones
Darren Johnson

Staffing

The key permanent members of staff for the year were:

Fundraising & Operations Director	Tom Beckett (appointed Feb 2014)
Campaigns Director	Chris Luffingham (appointed 2014)
National Election Agent	Chris Rose
Membership Administrative Officer	Adam Stacey
Finance & Office Manager	Kate Barnett
Fundraising and Membership Development Officer	Megan Hann (appointed July 2014)
Press Officer	Zoe Hall
Press Officer	Archie Thomas (made full time May 2014)
Policy & Research Officer (job share)	Tom Sharman (appointed march 2014) Laurie Walmsley (resigned November 2013)
Conference Co-ordinator	Louisa Greenbaum
Leadership Assistant	Rory O'Keeffe
Young Greens Administrator	Larissa Hansford (resigned November 2014) Fiona Brookes (appointed December 2014)
Finance officer (p/t)	Howard Lane (appointed October 2014)

Membership

As at 31 December 2014 there were 30,900 Members of the Party (2013 13,809).

Accounting units

As at 31 December 2014 the Party had 220 (2013 - 220) Accounting Units registered with the Electoral Commission.

The Green Party of England and Wales

Report of the Party officers for the year ended 31 December 2014

Party Leader, Natalie Bennett

The May 2014 elections were a success, lifting up the number of Members of the European Parliament to three with the election of Molly Scott-Cato in the South West, and an increase in council representation. This also saw a modest boost in media coverage. My focus after the election was on continuing to build local parties and national structures, media profile and membership. In the build up to the general election an ambitious target of standing in 75% of seats in England and Wales was set. The end of the year saw the start of the "green surge" in membership.

Wales Green Party Leader, Pippa Bartolotti

Wales Green Party has experienced an outstanding period of membership growth in 2014. We have employed a Regional Organiser, and focused on standing a full slate of 40 candidates for the General Election. Much progress has been made in setting up Local Parties across Wales, and we now have 14 fully constituted groups. A key focus has been the preparation of candidates for the General Election, in readiness for the Welsh Assembly Election in 2016.

Chair, Richard Mallender

During the past year the party has seen unprecedented growth in membership, rising to around 67,000 at the time of writing. This surge was experienced ahead of the General Election which saw us field more candidates than ever before and with increased fundraising enabled us to campaign more effectively than before.

As party Chair, and registered Treasurer following our Finance Coordinator stepping down early in the year, I have been pleased that we have grown our office capacity with more staff employed under our Campaigns Director and Operations & Fundraising Director, as envisaged on their appointment last year.

Management Co-ordinator, Mark Cridge

We made tremendous progress organisationally in 2014 with the extensive development work that we undertook over the past couple of years really paying dividends.

Most notably the work that was done to improve our membership systems and to actively promote becoming member saw our membership double through the year to over 30,000 paid up members - a process that continued on into 2015.

Digital expertise throughout the party has been greatly enhanced with a high take up by local parties of our bulk email system and membership and supporter tools through CiviCRM.

Over 140 parties updated their local party websites in 2014 and nationally we moved our campaigning sites to a new platform based on Drupal + CiviCRM which will allow us to dramatically improve the quality of our targeted digital campaigns in the future.

2014 has proven the case for digital investment in the Green Party and has set us up for much greater advances in years to come.

The Green Party of England and Wales

Report of the Party officers for the year ended 31 December 2014

Policy, Sam Riches

The Policy Development Co-ordinator (a role which was shared for the final four months of 2014) was assisted by members of Policy Committee to fulfil a number of key functions in policy development, supporting our elected members on policy issues and advising the party response to events. We have also given guidance to members on the preparation of conference motions, and helped to interpret party policy for members of the public, our press team and local councillors. A full-time Policy Officer has been in place since April 2014, assisting with European Election work and then preparing for the General Election

Elections Co-ordinator, Sam Coates

Since taking office in September 2014 I worked on implementing strategic decisions that I had also been party to during the previous months. I liaised with and attended meetings with campaign teams in Brighton Pavilion and in Bristol West, and interviewed applicants for the post of Regional Campaigns Coordinator in Bristol. I briefed staff and worked on plans to deliver the candidates' freepost leaflet scheme, including interviewing applicants for the post of Elections Publications Officer. I set in place strategies for achieving our target of contesting 75% of parliamentary seats in England and Wales. I convened meetings of the election campaign coordinating group, and attended meetings of the manifesto working group.

Internal Communications Co-ordinator, Peter Barnett

I produce Green Activist, an on-line magazine, e-mailed to the membership every 6 weeks. It features a mixture of news, notices, events, articles, reports. It has recently undergone a radical re-design to make it easier to read on-screen with interactive features and links

I handle a large volume of general enquiries from the membership.

I represent the Executive Committee on the editorial board of Green World, the members' quarterly magazine.

Equality & Diversity, Shan Oakes

The Equality and Diversity Committee has organised training sessions at both conferences, and I have been involved in supporting autistic members. We have supported the further development of a Black and Minority Ethnic group. The disability group has been relaunched and is working on a new leaflet and a manifesto for people with disabilities. The Inclusion card has proved successful both at conference and elsewhere. I have attended most GPEX meetings and have recommended that a permanent Equality and Diversity post is introduced at head office because Equality and Diversity is fundamental to the Party and the staffing structure should reflect this.

Donations

During the year the National Party accepted donations greater than £500 from permissible donors (as defined by section 54 of the Act) totalling £329,594 (2013 – £94,530) of which 54 (2013 – 22) were reportable to the Electoral Commission (single or aggregate donations for an individual greater than £1,500 in any calendar year).

Commissions received are earned from the affinity schemes with Good Energy Limited, The Phone Co-op Limited, Environmental Transport Association, Vintage Roots, Ecotricity, Ecology Building Society, Green Energy, Investing Ethically, Recycle 4 Charity and Natural Collection

The Green Party of England and Wales

Report of the Party officers for the year ended 31 December 2014

Financial Review

In 2014 our income has increased dramatically for two reasons; fundraising and membership. Our fundraising donation income increased from £549,192 to £930,100 whilst membership increased from £237,280 to £431,411. Much of the income from fundraising has been driven by proactive election fundraising campaign but also more visionary regular giving campaigns. As our position for funding is established quickly and in a more visionary way more major donors have also decided to get involved – this is of course is greatly helped by increased major donor engagement and the elections. Our membership income has increased due to the increased engagement the party has had with the public over issues such as the leaders debates, and partially driven by the increased engagement in politics from the Scottish Referendum. We have done well to retain members and engage them at the offset which has been greatly enhanced by our efforts to improve systems and engagement processes. In 2015 we would anticipate similar financial growth of the party.

Statement of Registered Treasurer's Responsibilities

The Registered Treasurer is responsible for preparing the financial statements in accordance with applicable law and regulations. The Political Parties, Elections and Referendums Act 2000 requires the Registered Treasurer of the Party to prepare financial statements for each financial year which give a true and fair view of the state of affairs of the Party and of the surplus or deficit for that period. In preparing those financial statements, the Registered Treasurer is required to:

- select suitable accounting policies and then prepare them consistently;
- make reasonable and prudent judgements and estimates;
- state whether applicable accounting standards have been followed, providing details and explanations of any departures in the financial statements; and
- prepare the financial statements on the going concern basis unless it is inappropriate to presume that the Party will continue in operations.

Section 41 of the Act requires that the Registered Treasurer is responsible for keeping proper accounting records that disclose with reasonable accuracy at any time the financial position of the Party at that time and to enable him to ensure that the financial statements comply with the Act. Section 45 of the Act requires that the Registered Treasurer is responsible for delivery of the statement of accounts to The Electoral Commission by the required deadline.



Richard Mallender
Party Chair & Registered Treasurer
6 July 2015

Independent Auditors' Report to the Registered Treasurer of The Green Party of England and Wales

We have audited the financial statements of The Green Party of England and Wales for the year ended 31 December 2014 which comprise the Income and Expenditure Account, the Balance Sheet, the Cash Flow Statement and the related notes. These financial statements have been prepared under the accounting policies set out therein and the requirements of the Financial Reporting Standard for Smaller Entities (effective April 2008).

This report is made solely to the Registered Treasurer of The Green Party, in accordance with the Party's rules and section 43 of the Political Parties, Elections and Referendums Act 2000. Our audit work has been undertaken so that we might state to the Treasurer those matters we are required to state to him in an auditor's report and for no other purpose. To the fullest extent permitted by law, we do not accept or assume responsibility to anyone other than the Treasurer, for our audit work, for this report, or for the opinions we have formed.

Respective responsibilities of the Registered Treasurer and auditors

As described in the Statement of Registered Treasurer's Responsibilities, the Treasurer is responsible for the preparation of the financial statements and for being satisfied that they give a true and fair view. We are required to comply with the Auditing Practices Board's ethical standards for auditors.

We have been appointed as auditors under section 43 of the Political Parties, Elections and Referendums Act 2000 in accordance with regulations made under section 44 of that Act. Our responsibility is to audit the financial statements in accordance with applicable law.

Scope of the audit of the financial statements

An audit involves obtaining evidence about the amounts and disclosures in the financial statements sufficient to give reasonable assurance that the financial statements are free from material misstatement, whether caused by fraud or error. This includes an assessment of: whether the accounting policies are appropriate to the Party's circumstances and have been consistently applied and adequately disclosed; the reasonableness of significant accounting estimates made by the Treasurer; and the overall presentation of the financial statements.

In addition, we read all the financial and non-financial information in the Report of the Party Officers to identify material inconsistencies with the audited financial statements. If we become aware of any apparent material misstatements or inconsistencies we consider the implications for our report.

/Continued...


Independent Auditors' Report to the Registered Treasurer of The Green Party of England and Wales

/Continued...


Opinion on financial statements

In our opinion the financial statements:

- give a true and fair view of the Party's affairs as at 31 December 2014 and of its income and expenditure in the year then ended;
- have been properly prepared in accordance with United Kingdom Generally Accepted Accounting Practice applicable to smaller entities; and
- have been properly prepared in accordance with the requirements of the Political Parties, Elections and Referendums Act 2000.



James Gare (Senior Statutory Auditor)
MHA MacIntyre Hudson
Chartered Accountants and Statutory Auditor



Date: 7 July 2015

The Green Party of England and Wales
Income and Expenditure Account
For the year ended 31 December 2014


	Notes	General Fund £	Green-quest Fund £	Leader's Project Fund £	Total 2014 £	Total 2013 £
Income						
Donations	2	929,351	449	300	930,100	549,192
Membership income		431,411	-	-	431,411	237,280
Income from fundraising activities	3	30,185	-	-	30,185	13,211
Income from publications and other materials	4	4,436	-	-	4,436	12,638
Freepost sales		186,531	-	-	186,531	-
Income from legacies		189,678	-	-	189,678	9,033
Interest receivable net of tax		955	-	-	955	759
Conference income		59,625	-	-	59,625	59,515
Other income		8,423	-	-	8,423	191
Total Income		<u>1,840,595</u>	<u>449</u>	<u>300</u>	<u>1,841,344</u>	<u>881,819</u>
Expenditure						
Campaign expenditure	5	528,392	-	-	528,392	96,241
External communications		22,001	-	-	22,001	15,875
Local party support		12,716	-	-	12,716	16,386
Membership capitations to regional and local		101,899	-	-	101,899	56,947
Cost of fundraising activities		48,733	-	-	48,733	18,797
Cost of publication and other materials		52,554	-	-	52,554	45,580
Cost of conferences		76,109	-	-	76,109	69,673
Staff costs	6	530,193	-	-	530,193	359,796
Office and premises costs		134,179	-	-	134,179	85,182
Management and administration		146,962	-	-	146,962	53,234
Bank and credit card charges		31,802	-	-	31,802	26,919
Green shop costs		16,278	-	-	16,278	1,475
Equality project		316	-	-	316	-
Appeals mailings		9,093	-	-	9,093	8,939
Total Expenditure		<u>1,711,227</u>	<u>-</u>	<u>-</u>	<u>1,711,227</u>	<u>855,044</u>
Surplus for the year		<u>£ 129,368</u>	<u>£ 449</u>	<u>£ 300</u>	<u>£ 130,117</u>	<u>£ 26,775</u>

The annexed notes form part of these financial statements

The Green Party of England and Wales
Balance Sheet
as at 31 December 2014

	Notes	£	2014 £	£	2013 £
Fixed assets					
Tangible assets	8		5,234		3,391
Current assets					
Debtors	9	30,053		43,746	
Cash at bank and in hand		526,856		229,894	
		<u>556,909</u>		<u>273,640</u>	
Creditors: amounts falling due within one year					
	10	(319,173)		(164,178)	
Net current assets			<u>237,736</u>		<u>109,462</u>
Net assets			<u>£ 242,970</u>		<u>£ 112,853</u>
Funds					
	11				
Fixed Assets Fund (money tied up in fixed assets)			5,234		3,391
Greenquest Fund			34,282		33,833
Leader's Project Fund			650		350
General Fund			202,804		75,279
Total funds			<u>£ 242,970</u>		<u>£ 112,853</u>

The financial statements were approved by the Party's Executive on 6 July 2015.



Richard Mallender
Party Chair & Registered Treasurer

The annexed notes form part of these financial statements

The Green Party of England and Wales
Cash Flow Statement
For the year ended 31 December 2014

	2014	2013
	£	£
Cash generated from/(used by) operations		
Operating surplus	130,117	26,775
Add back:		
Depreciation and amortisation	3,021	4,160
Decrease in stocks	-	526
(Increase)/decrease in debtors	13,693	(29,846)
Increase/(decrease) in creditors	154,995	30,640
	<hr/>	<hr/>
Net cash input from operations and interest	301,826	32,255
Less: bank interest receivable	(955)	(759)
	<hr/>	<hr/>
Net cash input from operations	300,871	31,496
Returns on investment and servicing of finance		
Bank interest receivable	955	759
Capital expenditure		
Purchase of tangible fixed assets	(4,864)	-
	<hr/>	<hr/>
Net increase in cash	296,962	32,255
Cash at bank and in hand at 1 January 2014	229,894	197,639
	<hr/>	<hr/>
Cash at bank and in hand at 31 December 2014	<u>£ 526,856</u>	<u>£ 229,894</u>

The annexed notes form part of these financial statements

The Green Party of England and Wales
Notes to the Accounts
For the year ended 31 December 2014

1 Accounting policies

The financial statements have been prepared under the historical cost convention and in accordance with the Financial Reporting Standard for Smaller Entities (effective April 2008) and the Statement of Accounts Guidance Notes issued by The Electoral Commission.

Basis of preparation

These financial statements deal solely with the activities of The Green Party. They do not include the income, expenditure, assets or liabilities of the Welsh Green Party or any regional or local Parties since these are constitutionally and organisationally independent.

The financial statements have been drawn up on the going concern basis which the Green Party Executive regards as appropriate due to the continuing support of Party members.

Income recognition

Income is recognised when all of the following conditions have been met:

- The Party is entitled to the assets;
- There is reasonable certainty that the asset will be received; and
- The value of the asset can be measured with reasonable certainty.

Applying these criteria to specific types of income results in the following treatment:

- Donations of monetary assets are recognised in the Income and Expenditure Account on receipt.
- Membership subscriptions are recognised in the income and expenditure account on a cash basis. Membership income shown in the accounts is the total amount of subscriptions before deducting the capitations due to local and regional parties. The Welsh Green Party, like regional parties, is autonomous, but unlike the regional parties is responsible for administering its own membership. Only the amount forwarded by the Welsh Green Party net of capitations is shown as income.
- Interest receivable is recognised in the income and expenditure account on an accruals basis.
- Revenue from the Party's sale of publications and other materials is recognised in the Income and Expenditure Account as the benefit of the goods or services are transferred to the customer.
- Legacy income is included in the income and expenditure account when the legacy has been received or, if earlier, when it becomes reasonably certain that the legacy will be received and its value can be measured with sufficient reliability (for example if advance notification of a distribution is received from the executors).

Website costs

Website development costs are capitalised to the extent that the website will generate a lasting economic benefit to the Party.

Fixed assets and depreciation

Depreciation is provided on all tangible fixed assets at rates calculated to write off their cost over their expected useful lives, as follows:

Office furniture and equipment	-	5 years
Website	-	3 years
Computer equipment	-	3 years

The Green Party of England and Wales
Notes to the Accounts
For the year ended 31 December 2014

Only items larger than £500 are capitalised.

2 Donations

During the year the National Party accepted donations greater than £500 from permissible donors (as defined by section 54 of the Act) totalling £329,594 (2013 – £94,530) of which 54 (2013 – 22) were reportable to the Electoral Commission (single or aggregate donations for an individual greater than £1,500 in any calendar year).

3 Income from fundraising activities	2014	2013
	£	£
Commissions received	11,629	7,828
Monthly draw	4,732	5,183
Green Party shop	11,174	-
Other fundraising income	2,650	200
	<u>30,185</u>	<u>13,211</u>

Commissions received are earned from the affinity schemes with Good Energy Limited, The Phone Co-op Limited, Environmental Transport Association, Vintage Roots, Ecotricity, Ecology Building Society, Green Energy, Investing Ethically, Recycle 4 Charity and Natural Collection

4 Income from publications and materials	2014	2013
	£	£
Sales of "Green World" quarterly magazine	324	453
Sales of advertising in "Green World" quarterly magazine	-	1,331
Other "Green World" income	646	10,060
Affinity income	572	-
Contributions to Party Election Broadcast	759	794
Sales of other materials	2,135	-
	<u>4,436</u>	<u>12,638</u>

The Green World budget is set by the Executive as part of the overall budgeting process. The publication is a member benefit and is partly funded by the income from advertising, subscriptions, and bulk sales but the Party, and partly by membership subscriptions.

The Green Party of England and Wales
Notes to the Accounts
For the year ended 31 December 2014

5 Campaign expenditure	2014	2013
	£	£
Freepost expenses	189,718	29,489
General elections costs	223,385	22,273
Non election campaigns expenditure	31,333	44,479
Other campaign expenses	83,956	-
	<u>528,392</u>	<u>96,241</u>
6 Staff numbers and costs	2014	2013
		Restated
Management	2.6	1.6
Election agent	0.7	1.1
External communications	1.9	1.2
Administration/finance/conferences	5.0	4.1
Fundraising	1.0	0.8
Policy	1.0	0.9
Conferences	1.0	0.4
Parliamentary officer	3.3	2.4
Campaigns	4.7	
Regional	4.6	
	<u>25.8</u>	<u>12.5</u>
	2014	2013
	£	£
Wages and salaries	472,036	319,895
Social security costs	52,483	34,176
Pension contributions	5,674	5,725
	<u>530,193</u>	<u>359,796</u>
7 Surplus / deficit before taxation	2014	2013
	£	£
The surplus achieve before taxation is stated after charging:		
Auditors remuneration - audit services statutory accounts	9,800	8,496
Auditors remuneration - audit services election expenses return	7,500	-
Operating lease charge - property	30,360	26,184
Depreciation	3,021	4,159
	<u>40,681</u>	<u>38,839</u>

The Green Party of England and Wales
Notes to the Accounts
For the year ended 31 December 2014

8 Tangible fixed assets

	Office equipment £	Website £	Computer equipment £	Total £
Cost				
At 1 January 2014	12,424	49,190	47,597	109,211
Additions	435	-	4,429	4,864
At 31 December 2014	<u>£ 12,859</u>	<u>£ 49,190</u>	<u>£ 52,026</u>	<u>£ 114,075</u>
Depreciation				
At 1 January 2014	11,080	49,190	45,550	105,820
Charge for the year	974	-	2,047	3,021
At 31 December 2014	<u>£ 12,054</u>	<u>£ 49,190</u>	<u>£ 47,597</u>	<u>£ 108,841</u>
Net book value				
At 31 December 2014	<u>£ 805</u>	<u>£ Nil</u>	<u>£ 4,429</u>	<u>£ 5,234</u>
At 31 December 2013	<u>£ 1,344</u>	<u>£ Nil</u>	<u>£ 2,047</u>	<u>£ 3,391</u>

9 Debtors

	2014 £	2013 £
Trade debtors	5,467	6,144
Prepayments	13,755	12,649
Sundry debtors	8,481	9,903
Greenquest loans	2,350	15,050
	<u>30,053</u>	<u>43,746</u>

The Greenquest loans are interest free and made to local party branches and organisations to fund election deposits and development activity.

10 Creditors: amounts falling due within one year

	2014 £	2013 £
Trade creditors	80,522	24,582
Deferred income	8,864	40,450
Other taxes and social security costs	19,888	-
Other creditors and accruals	209,899	99,146
	<u>319,173</u>	<u>164,178</u>

The Green Party of England and Wales
Notes to the Accounts
For the year ended 31 December 2014

11 Reconciliation of movement in funds

	Brought Forward	Surplus/ (Deficit)	Transfers	Carried Forward
	£	£	£	£
Fixed Assets Fund	3,391	(3,021)	4,864	5,234
Greenquest Fund	33,833	449	-	34,282
Leader's Project Fund	350	300	-	650
General Fund	75,279	132,389	(4,864)	202,804
	<u>112,853</u>	<u>130,117</u>	<u>-</u>	<u>242,970</u>

The Fixed Assets Fund has been established to represent funds tied up in fixed assets. £4,864 has been transferred from the General Fund to represent purchases during the year.

The Greenquest fund exists to provide loans and grants to approved local Party projects. Its income comes from donations and interest received on the balance of funds not loaned which are held in a designated bank account.

12 Operating lease commitments

During the year the Party had annual operating lease commitments on office space to the sum of £33,896. The commitment came to an end in June 2015 and the Party entered a new lease on a new property with an annual rental cost of £18,600. The lease ends in February 2017 but can be broken with 3 months written notice.

13 Related party transactions

£13,827 was reimbursed to a total of 20 individuals who were Executive members or individuals involved with other Committees. The reimbursed expenditure related to travel costs and subsistence.