



Chichester Conservative Association

Statement of Accounts 2017

Date: 5th March 2018

CHICHESTER CONSERVATIVE ASSOCIATION

Statement of accounts for year ending 31 December 2017

Administrative information

Registered Address

Elected Officials

Name

Position

Robert Searle

Chairman

Roger Moore

Hon. Treasurer

Responsible Officers

For the purposes of the Political Parties Elections Referendums Act 2000 the responsible officers are:

Name

Position

Robert Searle

Chairman and Registered Treasurer

Roger Moore

Hon. Treasurer

Political activities

Overview of political activities

Andrew Tyrie decided not to stand for re-election in May 2017 after 20 years as our MP. As a parliamentarian his contribution has been inestimable, particularly as chairman of the Treasury Select and Liaison Committees and in helping to bring about vital reform to the conduct and culture of British banking after the 2008 financial crisis. As our constituency MP he worked tirelessly in addressing and resolving local issues and supporting our community. We may expect him to be back in public service before too long. In the meantime, we wish him the very best and are truly grateful for all the support and service he provided to the Association and the Constituency.

We selected Gillian Keegan as our parliamentary candidate for the 8 June General Election and she was elected with a majority of 22,621 over Labour on a turnout of 70.65%. It is encouraging that Gillian's majority as a new MP was very similar to that of incumbent Conservative MP's in nearby constituencies in the South East. Nevertheless, Labour's vote increased by about 10% in Chichester and these other constituencies indicating that our strong Conservative local vote cannot be taken for granted.

Gillian has rightly devoted much time, energy and palpable enthusiasm to engaging with constituents, businesses and community groups across all parts of the constituency, familiarising herself with the key local issues. She has rapidly established her credentials as a committed constituency MP.

In Westminster Gillian participates on a wide range of issues and frequently asked questions which relate specifically to the Chichester constituency. She is a member of the influential Public Accounts Committee and serves on several All Party Parliamentary Groups including Apprenticeships, Women and Work, Southern Railway, Entrepreneurship and Youth Affairs. Rather than seeking to summarise her parliamentary activity in this report I commend to the following weblinks https://www.theyworkforyou.com/mp/25670/gillian_keegan/chichester/recent and <http://www.parliament.uk/business/committees/committees-a-z/commons-select/public-accounts-committee/> give excellent insight into Gillian's work in the Commons. Her website is also a very good way of keeping abreast of Gillian's work both there and in the constituency <https://www.chichesterconservatives.com/gillian-keegan-mp>.

In the County Council elections in May 2017 all candidates supported by the Association or jointly with the Arun and South Downs Association were elected for their Division except for Midhurst where we were narrowly defeated by 48 votes by the Liberal Democrats ahead of the independent incumbent in third place. At the same time in District Council by elections the seats in East Wittering, North Mundham, Plaistow and Bosham were successfully held. Substantial majorities have been maintained therefore in West Sussex County and Chichester District Council as well as in Chichester City Council.

There was a by District Council by election in Fishbourne on 22 February 2018. We did not win the seat from the Liberal Democrats. Turnout was just over 40%. The Liberal Democrats took 55% of the vote, we took 35 % and Labour took 10%. Particular thanks go to Libby Alexander who offered to stand at short notice and who campaigned hard.

New boundaries for wards will apply in the District Council elections in May 2019. It has been confirmed that there will be 36 seats instead of 48. Selection of candidates for this reduced number of seats is expected to be completed shortly and campaign planning will start in about May 2018 so that candidates have almost a year within which to prepare themselves.

Nationally Conservative politics was dominated by the poorly judged and executed General Election campaign and by the Brexit negotiations, the latter continuing to be a significant distraction from some but not all longer term political challenges which the Party and the current Government are facing. Extensive reports on these matters are available in many other places and there is little that can be usefully added in this report.

Branches

The Chichester Conservative Association Local Area is responsible for 16 branches, the Allfrey Pizer Trust and one subsidiary organisations. Following the branch reorganisation in 2015 all members now have a branch covering their residential address. However, consideration is now underway to conduct a further branch reorganisation in 2018/19 to prepare for the revised local government boundaries and reduction in Chichester District Council councillors from 48 to 36.

All income received and expenditure incurred by the branches have been included in the Unit's accounts.

- Birdham and Itchenor
- Bosham and Chidham
- Boxgrove and Lavant Valley
- Chichester City
- Compton, Westbourne, Marden, Stoughton and Funtington
- Fernhurst and Lynchmere
- Harting and Rogate
- Midhurst & Stedham
- Milland
- Plaistow
- Selsey
- Southbourne
- Tangmere to Sidlesham
- The Patrons
- The Witterings
- Chichester Conservative Women's Organisation

- The Allfrey Pizer Trust
- 100 Club

Financial activities

Income overview

Income for the year increased by 31%

Expenditure overview

Campaigning costs contributed to an increase in expenditure by 15%

Balance sheet overview

Reserves increased by just under 14% for the year

Accounting notes

Accounting convention

This Statement of Accounts uses cash accounting. Last year's accounts were also prepared on a cash basis.

Income and expenditure account			
Income	Note	2017	2016
Membership	1	26,082	26,769
Affiliations	2		
Donations	3	23,002	3,681
Branch income	4	25,731	22,770
Fundraising income	5	21,209	18,740
Investment income	6	2,941	7,859
Transfers in including Quota from Branches	7	14,722	13,024
Property and rental income/Office services	8	5,000	
Profit/loss on sale of assets			
Miscellaneous	9	2,873	
Total income		121,560	92,843

Expenditure			
Premises		14,994	17,193
Office costs		12,858	11,078
Branch expenditure including Quota	4	26,310	23,657
Staff costs	10	24,981	25,629
Transfers out	7	859	3,066
Campaigning costs		16,644	1,640
Fundraising costs	5	9,385	8,203
Financing charges and taxation	11	808	590
Depreciation			
Miscellaneous	9	375	
Total expenditure		107,214	91,054

Deficit/surplus		14,346	1,789
------------------------	--	---------------	--------------

Assets and loans statement			
	Note	2017	2016
Purchase of assets	12		
Sale of assets	12		
New loan undertakings	13		
Capital repayment of loans	13		
Net (Income)/Expenditure on Assets/Liabilities			

Balance sheet			
	Note	2017	2016
Fixed assets			
Property	14		
Fixtures and fittings	14		
Office equipment	14		
Investment property			
Other investments	6	85,000	85,000
Total fixed assets		85,000	85,000
Current assets			
Cash in hand and at bank		33,403	19,057
Total current assets		33,403	19,057
Liabilities			
Loans outstanding	13		
Total liabilities			
Total net assets/(liabilities)		118,403	104,057
Reserves			
Accumulated fund bfwd		104,057	102,268
Surplus/(deficit)		14,346	1,789
Asset value adjustments	16		
Accumulated fund cfwd			104,057
Revaluation reserve	14		
Other funds			
Total reserves		118,403	104,057

Notes

Note 1. Membership

	2017	2016
Membership fees received directly by the accounting unit	26,082	26,769
Membership fees received via/paid to the central party		
Total	26,082	26,769
Note 1. Affiliations		

Note 2. Affiliations

Affiliate	2017	2016
No affiliations		
Total		

Note 3. Donations

	2017	2016
Churchill Luncheon Club	1,000	1,000
Fighting Fund	20,165	2,081
Councillor Contributions		
Other cash donations	1,837	600
Notional/'Donations in Kind'		
Legacies		
Total	23,002	3,681

The total donation figure above (£14,961) is greater than this because all donations received were below the PPERA reporting threshold.

Note 4. Branch Income and Expenditure

Branch	Income	Expenditure
Birdham and Itchenor	2,390	771 Quota: 500
Bosham	2,403	1,094 Quota: 1,280
Boxgrove	624	226 Quota: 1,088
Chichester City	3,476	1,975 Quota: 1,350
Compton and Funtington	1,311	648 Quota: 770
Fernhurst	1,957	1,210 Quota: 970
Harting and Rogate	8,886	2,765 Quota: 6,011
Midhurst		28 Quota: 0
Milland	390	0 Quota: 100
Plaistow		0 Plaistow: 0
Selsey	1,316	955 Quota: 250

Southbourne	316	76 Quota: 250
Tangmere to Sidlesham	1,006	252 Quota: 1,300
The Witterings	124	0 Quota: 54
CWO	1,532	760 Quota: 800
Total	25,731	10,760 Quota: 14,723
Profit		14,971

Note 5. Fundraising income and expenditure

Income:	
100 Club	263
CCA Annual Dinner	2,786
Patrons' Club	5,443
Raffles	3,979
Chairman's Supper	8,739
CCA Branch Quota Income	
Expenditure:	
CCA Annual Dinner	3,976
Patrons' Club	1,920
Raffles	2,376
100 club	112
CCA Annual Dinner	927
Miscellaneous	375

Note 6. Investments

Investment income			
	2017	2016	
Share Holdings- Dividend Received	2,941	2,856.84	
Other income from Allfrey Pizer trust		5,000	
bank interest		2.52	
Total		7,859.36	
Unrealised gain/(loss) on investments			
Share Holding	Initial value	Value at end of 2017	Capital gain/(loss)
Total	85.000	85.000	

Note 7. Transfers

From	Amount	Reason
CCA Branch Transfer		Principally Branch quota payments
Total		
To	Amount	Reason
CCA to CCHQ		Per member capitation fees
Transfer out		
Total		

Note 8. Property and rental income / Office services

Type of income	2017	2016
N/A		
Total		

Note 9. Miscellaneous income and expenditure

	2017	2016
Miscellaneous income	2,873	
	2017	2016
Miscellaneous expenditure		

Note 10. Staff costs

Type of cost	2017	2016
Salary costs	19,827	18,489.58
Casual labour/training		32.84
National Insurance/Social Security costs	3,789	4,536.92
Travel and subsistence	335	1489.72
Conference costs	1,029	100.00
Total	24,982	25,629.16
	2017	2016
Number of staff	1	1
Average cost	19,827	18499

Note 11. Financing charges and taxation

Type of cost	2017	2016
Corporation Tax		
Fees and charges		590
Total		590

Note 12. Cash movements in relation to purchase and sale of assets

Item	2017	2016
There were no cash movements		
Total		

Note 13. Cash spent on loan repayment or generated by new loans

	2017	2016
There were no loan repayments		
Outstanding amount at end of year		

Note 14. Fixed Assets

	Property	Fixtures and fittings	Office equipment	Total
There were no property assets				

Details of any revaluation (amount and year carried out)




	Investment property	Other investments	Total
There were no revaluations			

Note 15. Profit/(loss) on disposal of fixed assets

	NBV at date of disposal	Sale proceeds	Profit/(loss) on disposal
There were no sales of fixed assets			

Note 16. Asset value adjustments

	Note	Total
Unrealised gain/(loss) on investments	6	
Profit/(loss) on disposal of fixed assets	15	
Total		

Declaration		
I confirm that the above Statement of Accounts has been prepared in accordance with guidance issued by the Electoral Commission and is correct to the best of my knowledge. In addition, I confirm that these accounts have been approved by the Executive Council.		
Signature	Position	Date
	Registered Treasurer	5 March 2018
I have examined the Income & Expenditure Account and the Balance Sheet for the year ending 31 December 2017 together with the underlying accounting records and confirm that the accounts are in accordance therewith.		
Signature	Position	Date
	Independent Verifier: Trevor Tupper OBE of 	5 March 2018